




Simpl Squamous Epithelium




Simple Columnar Epithelium




Stratified Squamous Epithelium




Pseudostratified Columnar Epithelium




Simple Cuboidal Epithelium




Goblet Cells with Microvilli




Cilia




Bone osteon




Loose Connective Tissue




Adipose Tissue




Dense Regular Connective Tissue




Hyalin Cartilage




Dense Irregular Connective Tissue




Fibrous Cartilage




Elastic Cartilage




Blood




Smooth Muscle





Cardiac Muscle



Skeletal Muscle



Neuron



*Draw & label four
Glial Cells*

